

# UNIVERSAL VOLTAGE TIMING MODULE

**AC** **SP**  
E75633 LR46938

12 – 240VDC      24 – 240VAC  
ONE AMPERE LOAD RATING      ENCAPSULATED

## Series U601 - ON DELAY


FULLY SOLID STATE      CMOS DIGITAL CIRCUITRY

- Life Expectancy –unlimited
- Environment Protected
- Tamper Proof
- No False Operate
- Small Size – 2"x 2" x 53/64"
- Lightweight – approximately 2.5 oz.
- Rugged

A solid state switch turns the load ON at the end of a timed period and it remains in this condition until power is removed. Power must be applied continuously during the timing period and for as long as the load is to be energized. Removal or interruption of power at any time will cause the timer to reset. The next cycle can then be initiated by application of power.

Control the timing of valves, SFHP motors, lamps, relays, magnetic line starters, and actuators rated less than 1 ampere (10 amps inrush). CMOS digital circuitry, with solid state output switching. P/C boards and internal components are encapsulated in a flame retardant molded housing, fitted with quick connect wiring terminals. Available in all standard voltages and frequencies. Fixed or adjustable timing from .1 seconds to 24 hours.

### TIMING DIAGRAM



### SPECIFICATIONS

1. Repeat Accuracy:  $\pm 0.1\%$  or 16 ms. Whichever is greater
2. Combined Effect of Temperature and Voltage upon Repeat Accuracy:  $\pm 1\%$
3. Reset Time: 16 ms.
4. Operating Voltage: 12 – 240 V
5. Load Current: Steady State – 40 ma. Min., 1 Ampere Max.
6. Voltage Drop: 1.5V Typical at 1 Ampere
7. Leakage Current: 5 ma.
8. Dielectric Strength: 1500 VRMS
9. Insulation Resistance: 100 Megohms Min.
10. Input Transient Protected
11. Temperature Ambients: Operating -40°C to +70°C ; Storage -55°C to +70°C
12. Humidity-Operating: 95% Relative
13. Linearity (Option A or D) :  $\pm 5\%$  Minimum from 10% to 90% of range
14. Timing Tolerance:  $\pm 9\%$  + Tolerance of Rt Std.,  $\pm 5\%$  Special (Fixed)
15. DC Polarity Insensitive

### HOW TO ORDER U601 – (T) (P)

SERIES	(T) = TIME RANGE	(P) = OPTIONS
U601	P = 0.1 - 5 SEC.	<b>O - CUSTOMER SUPPLIES OWN POTENTIOMETER OR RESISTOR</b> <b>A - POTENTIOMETER SUPPLIED AS LOOSE PART</b> <b>*B - EXTERNALLY INSTALLED RESISTOR</b> <b>*C - FACTORY FIXED INTERNAL</b> <b>D - TRIMMER POTENTIOMETER INSTALLED ON TERMINALS</b> <b>R - INTERNAL POTENTIOMETER WITH THRU SHAFT</b> <b>S - INTERNAL POTENTIOMETER WITH SCREWDRIVER SLOT</b>
	1 = 0.1 - 10 SEC.	
	L = 0.2 - 20 SEC.	
	J = 0.3 - 30 SEC.	
	M = 0.6 - 60 SEC.	
	2 = 1 - 100 SEC.	
	K = 1.2 - 120 SEC.	
	F = 2 - 180 SEC.	
	E = 3 - 300 SEC.	
	3 = 10 - 1000 SEC.	
	4 = 0.1 - 10 MIN.	
	G = 0.3 - 30 MIN.	
	H = 0.6 - 60 MIN.	
	5 = 1 - 100 MIN.	
	V = 3 - 300 MIN.	
6 = 10 - 1000 MIN.		
D = 1 - 24 HRS.		

*\* For Fixed Time Specify The Value In Seconds, Minutes, Or Hours*

**MADE IN USA**

**EXAMPLE P/N: U601-2R** This is a UNIVERSAL ON DELAY 1A Rated Solid State Timer with an adjustable 1-100 second DELAY. The input is any voltage between 12 – 240VDC or 24-240VAC. The timing adjustment potentiometer is internal with through shaft.



American Control Products / Precision Timer  
a division of Prime Technology  
344 Twin Lakes Road  
North Branford, CT 06471  
Telephone: (203) 481-5721  
Fax: (203) 481-8937  
Email: sales@primetechnology.com  
www.primetechnology.com

### TECHNICAL BULLETIN

### SOLID STATE TIMING MODULE

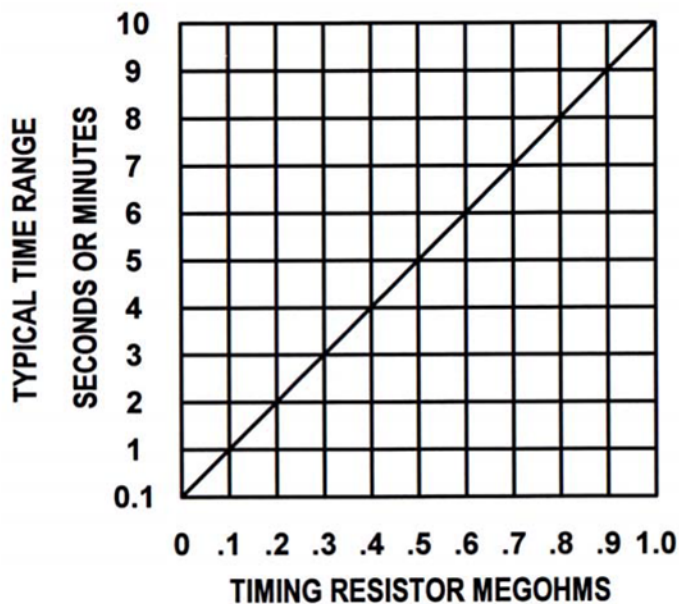
PAGE 1  
OF 2

DATE  
6-4-01

**U601**

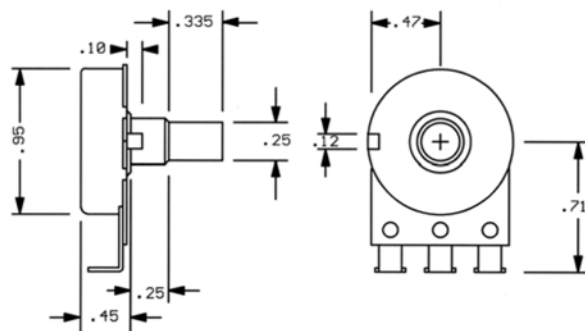
REV  
B

## CALIBRATION RESISTANCE VS TIME

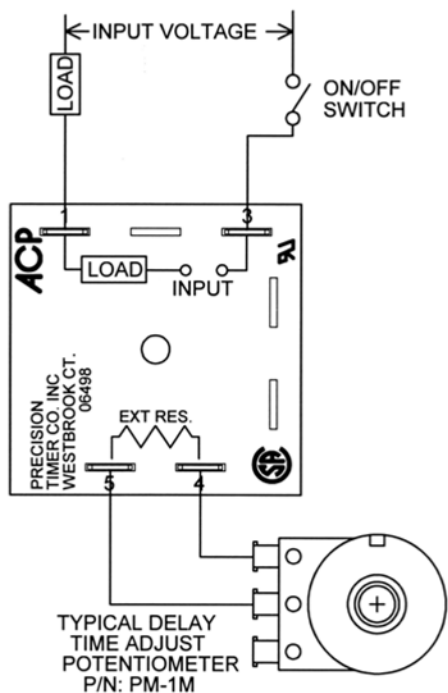


## ACCESSORIES – AVAILABLE FROM STOCK

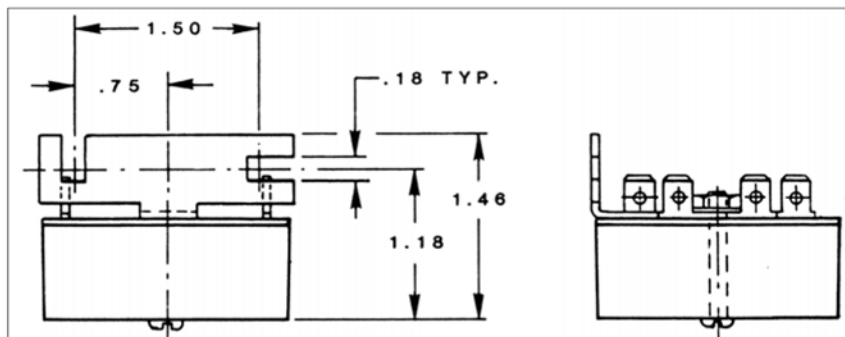
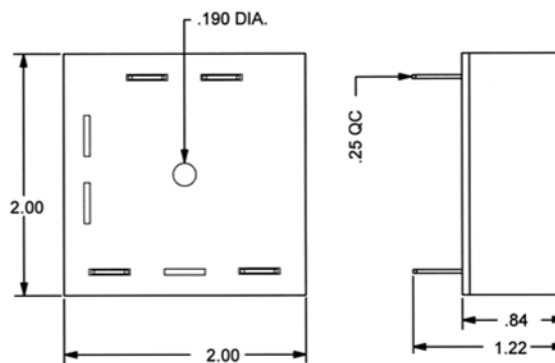
ORDER P/N: PM – 1M 1 MEGOHM ± 20%  
 PM – 100K 100 KOHM ± 20%



## TYPICAL WIRING



## OUTLINE DRAWING



Order bracket mount model as: U601BM – (T) (P)

MADE IN USA

American Control Products / Precision Timer  
 a division of Prime Technology  
 344 Twin Lakes Road  
 North Branford, CT 06471  
 Telephone: (203) 481-5721  
 Fax: (203) 481-8937  
 Email: sales@primetechnology.com  
 www.primetechnology.com



## TECHNICAL BULLETIN

## SOLID STATE TIMING MODULE

PAGE 2  
 OF 2

DATE  
 6-4-01

U601

REV  
 B