

HORSEPOWER RATED

# HIGH CURRENT TIMING RELAY

SOLID STATE ENCAPSULATED MODULE

10 AMPERE RATING 1/3 HP

## Series 843B – INTERVAL ON

CMOS DIGITAL CIRCUITRY



E98340



LR46938

- Environment Protected
- Tamper Proof
- No False Operate
- Small Size – 2" x 2" x 15/16"
- Lightweight – approximately 2.5 oz.
- Rugged
- Transient Protected to 6000V

Application of power simultaneously starts timing of the preset interval and turns the load **ON**. At the end of the timed period the N/O load contact opens, turning **OFF** the load. Power to the timer must be applied continuously throughout the time period. Removal of power causes the timer to reset to T = 0. A new cycle can start by re-application of input voltage.

Control the timing of high power electric heaters, FHP motors, lamps, transformers and other high current loads rated less than 10 amps Resistive. CMOS digital circuitry is combined with high current output relay contacts. P/C board and internal components are encapsulated in a flame retardant molded housing, fitted with quick connect wiring terminals. Available in all standard voltages and frequencies. Fixed or adjustable timing from .1 seconds to 24 hours.

### TIMING DIAGRAM



### SPECIFICATIONS

1. Repeat Accuracy:  $\pm 0.25\%$
2. Combined Effect of Temperature and Voltage upon Repeat Accuracy:  $\pm 2\%$  of Setting
3. Reset Time: 150 ms.
4. Operating Voltage Tolerance:  $\pm 20\%$
5. Load Current: 10 Amps Resistive at 120/240VAC or 28VDC, 1/3 HP@ 120/240VAC
6. Dielectric Strength: 1500 VRMS
7. Insulation Resistance: 100 Megohms Min.
8. Input Transient Protection: 3000V 120V UNITS, 6000V 240V UNITS
9. Temperature Ambients: Operating -40°C to +70°C Storage -55°C to +85°C
10. Humidity-Operating: 95% Relative
11. Linearity(Option A or D ):  $\pm 5\%$  Minimum from 10% to 90% of range
12. Timing Tolerance:  $\pm 9\%$  + Tolerance of Rt Std.,  $\pm 5\%$  Special (Fixed)

### HOW TO ORDER 843B – (T) (V) (P)

SERIES	(T) = TIME RANGE	(V)=VOLTAGE	(P) = OPTIONS
843B	P = 0.1 - 5 SEC.	1 = 12VDC	O - CUSTOMER SUPPLIES OWN POTENTIOMETER OR RESISTOR A - POTENTIOMETER SUPPLIED AS LOOSE PART *B - EXTERNALLY INSTALLED RESISTOR *C - FACTORY FIXED INTERNAL D - TRIMMER POTENTIOMETER INSTALLED ON TERMINALS R - INTERNAL POTENTIOMETER WITH THRU SHAFT S - INTERNAL POTENTIOMETER WITH SCREWDRIVER SLOT
	1 = 0.1 - 10 SEC.	2 = 24VDC	
	L = 0.2 - 20 SEC.	3 = 48VDC	
	J = 0.3 - 30 SEC.	4 = 24VAC	
	M = 0.6 - 60 SEC.	5 = 120VAC	
	2 = 1 - 100 SEC.	6 = 240VAC	
	K = 1.2 - 120 SEC.	7 = 110VDC	
	F = 2 - 180 SEC.		
	E = 3 - 300 SEC.		
	3 = 10 - 1000 SEC.		
	4 = 0.1 - 10 MIN.		
	G = 0.3 - 30 MIN.		
	H = 0.6 - 60 MIN.		
	5 = 1 - 100 MIN.		
V = 3 - 300 MIN.			
6 = 10 - 1000 MIN.			
D = 1 - 24 HRS.			

*\* For Fixed Time Specify The Value In Seconds, Minutes, Or Hours*

**MADE IN USA**

**EXAMPLE P/N: 843B-46C/5M** This is an INTERVAL ON 10A Rated Timer with a fixed 5 minute delay and an INPUT VOLTAGE of 240 VAC. The delay time is internally fixed.

American Control Products / Precision Timer  
 a division of Prime Technology  
 344 Twin Lakes Road  
 North Branford, CT 06471  
 Telephone: (203) 481-5721  
 Fax: (203) 481-8937  
 Email: sales@primetechnology.com  
 www.primetechnology.com



### TECHNICAL BULLETIN

### SOLID STATE TIMING MODULE

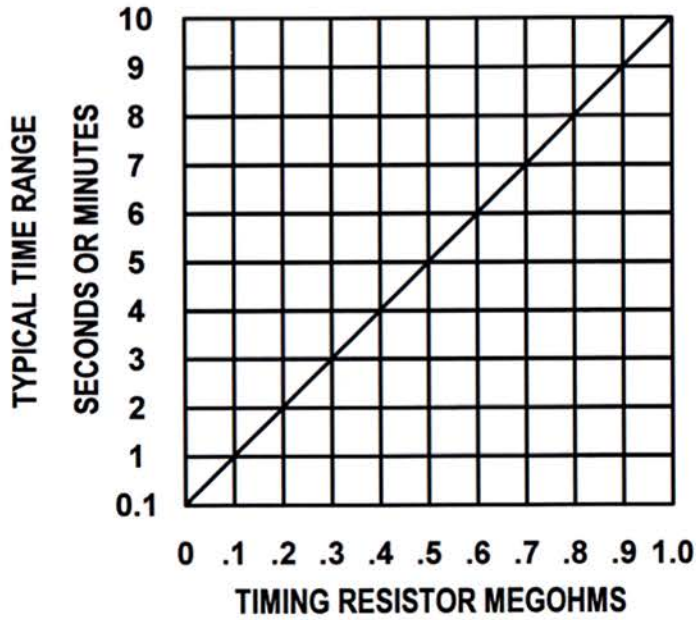
PAGE 1  
OF 2

DATE  
6-4-01

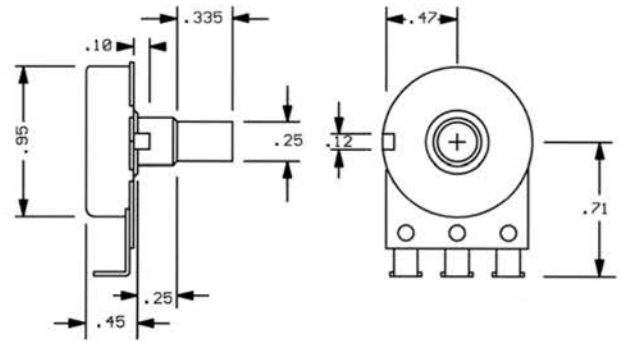
**843B**

REV  
B

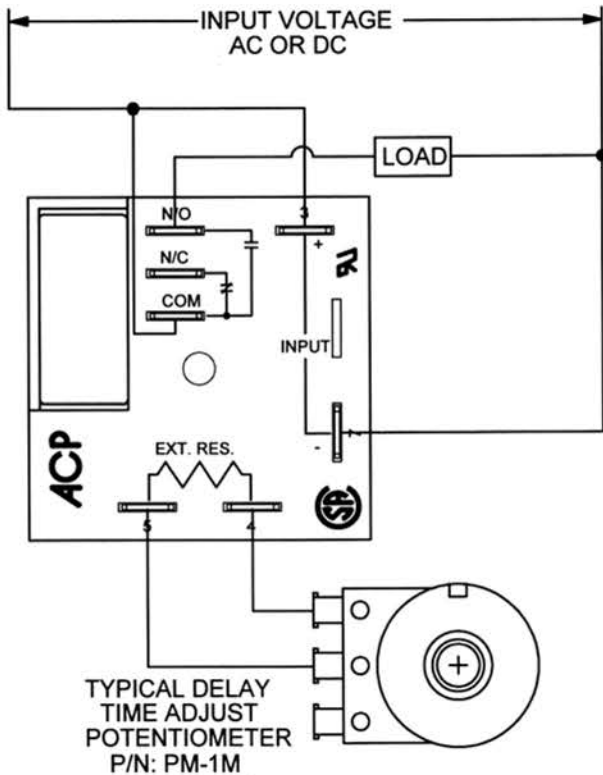
### TYPICAL CALIBRATION RESISTANCE VS TIME



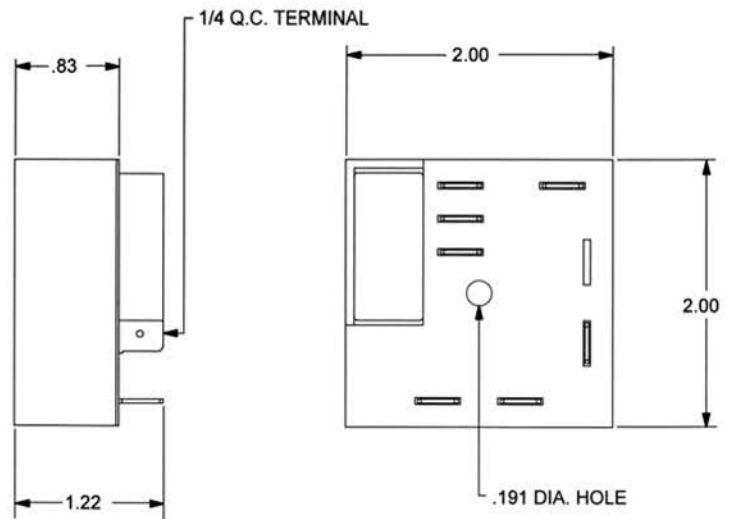
**ACCESSORIES AVAILABLE FROM STOCK**  
**CONTROL POTENTIOMETERS (OPTION A)**  
**ORDER P/N PM-1M 1 MEGOHM ± 20%**



### TYPICAL WIRING



### OUTLINE DRAWING



**MADE IN USA**

American Control Products / Precision Timer  
 a division of Prime Technology  
 344 Twin Lakes Road  
 North Branford, CT 06471  
 Telephone: (203) 481-5721  
 Fax: (203) 481-8937  
 Email: sales@primetechnology.com  
 www.primetechnology.com



### TECHNICAL BULLETIN

### SOLID STATE TIMING MODULE

PAGE 2  
OF 2

DATE  
6-4-01

**843B**

REV  
B